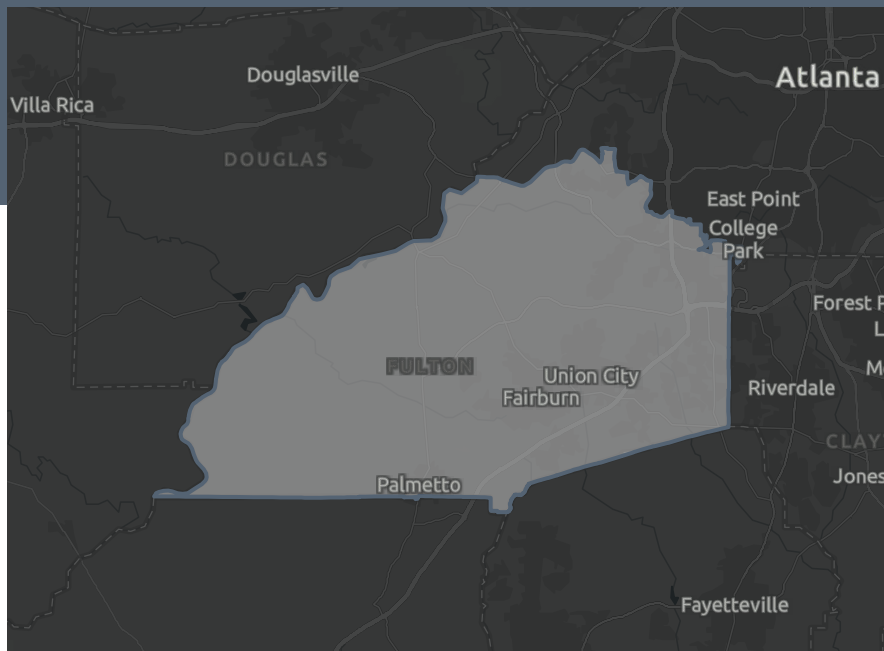




# Commission District 5

## Demographics



### KEY FACTS

186,993

Population

34.4

Median Age



70,139

Households

2.66

Average Household Size

POPULATION BY AGE AND RACE	Less Than 18	18 Years and Older
Total	44,165	133,412
1 Race	42,179	128,594
White	1,402	9,173
Black	39,009	114,907
American Indian/Alaska	110	296
Asian	154	846
Pacific Islander	10	43
Some Other Race	1,493	3,329
2 or More Races	1,986	4,818

### INCOME

\$65,437

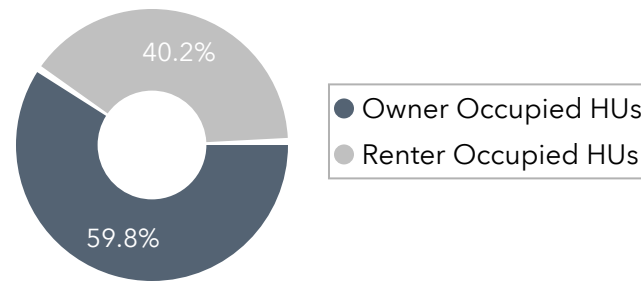
Median Household Income



\$86,603

Average Household Income

### Home Ownership



### EDUCATION



No High School Diploma



28%

High School Graduate



32%

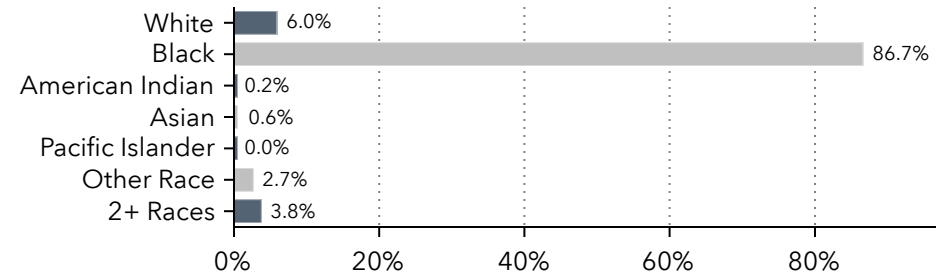
Some College



34%

Bachelor's/Grad/Prof Degree

### TOTAL POPULATION BY RACE



### Age & Gender

